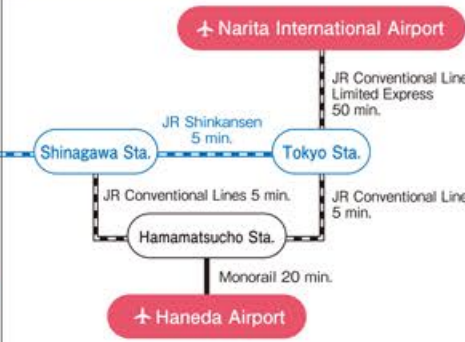
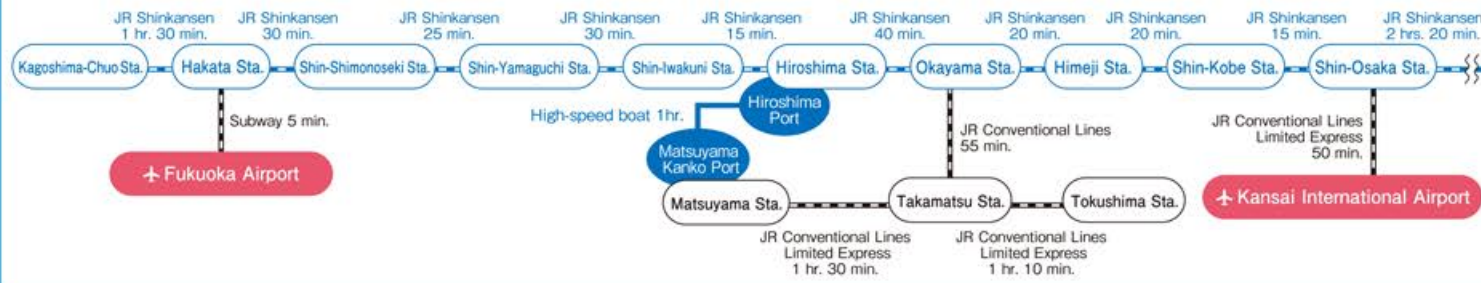


Public Transportation Travel Times



From Kansai International Airport

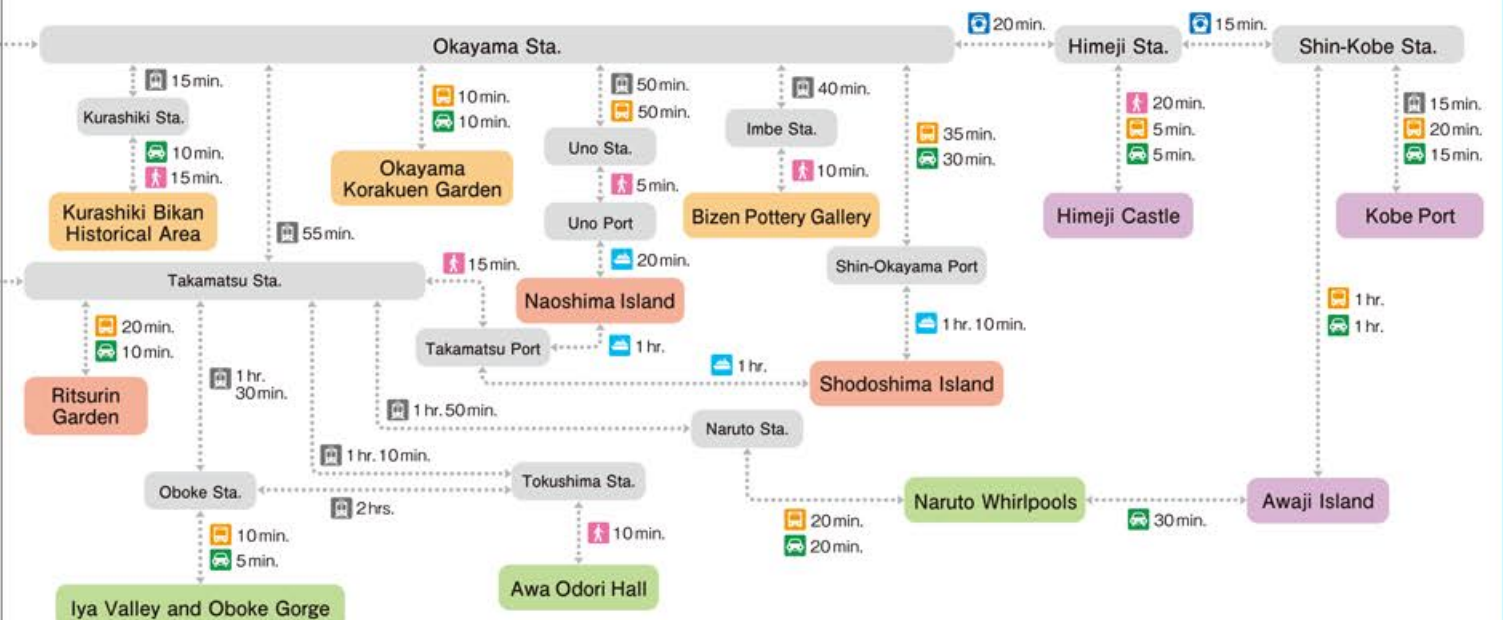
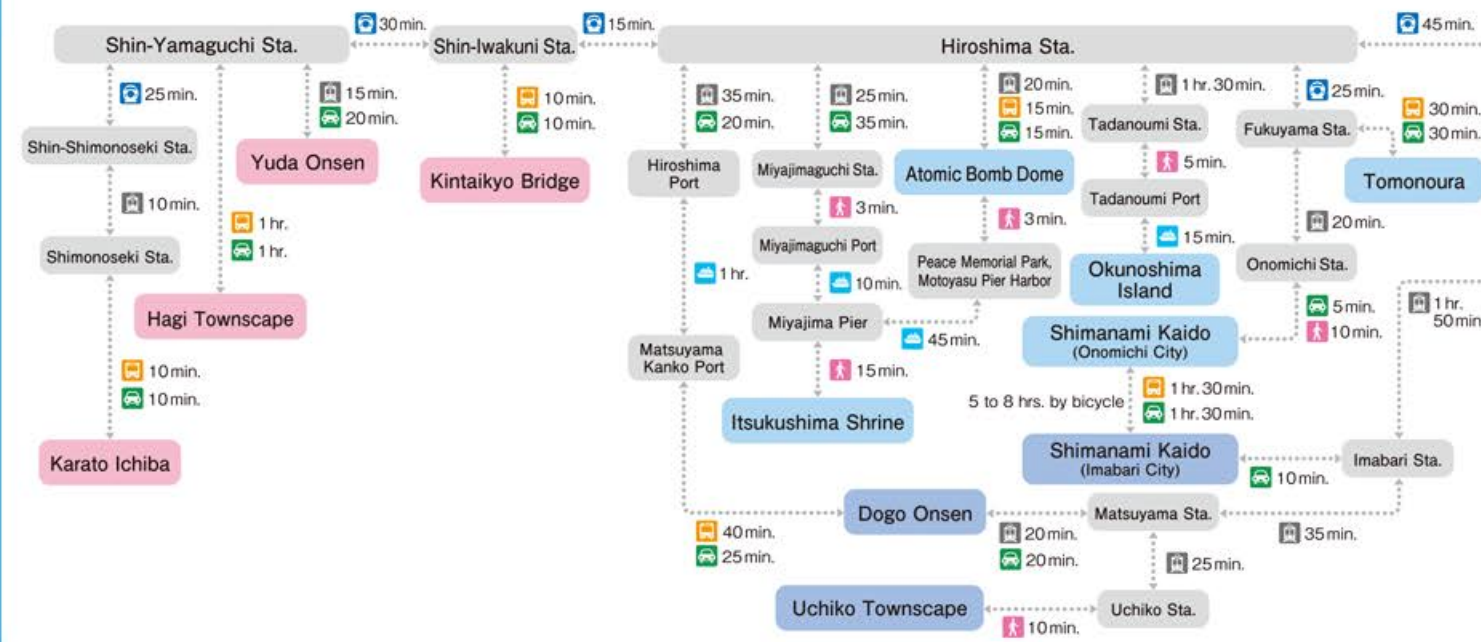
- To Hiroshima Sta. 2 hrs. 50 min.
- To Okayama Sta. 2 hrs.
- To Takamatsu Sta. 3 hrs. 30 min.
- To Matsuyama Sta. 1 hr.
- To Tokushima Sta. 2 hrs. 50 min.
- To Shin-Iwakuni Sta. 3 hrs.
- To Shin-Shimonoseki Sta. 4 hrs.

From Fukuoka Airport

- To Hiroshima Sta. 1 hr. 40 min.
- To Okayama Sta. 2 hrs. 10 min.
- To Takamatsu Sta. 3 hrs. 30 min.
- To Matsuyama Sta. 1 hr.
- To Tokushima Sta. 1 hr. 45 min.
- To Shin-Iwakuni Sta. 1 hr. 50 min.
- To Shin-Shimonoseki Sta. 50 min.

✈️ ...Airplane 🚄 ...Shinkansen 🚉 ...Conventional Lines 🚇 ...Subway 🚌 ...Limousine Bus

Access Times between Major Tourist Attractions



Key: Required times include travel times by train, bus, or taxi.

From Major Airports to the Setouchi Area

From Haneda Airport

- To Kansai International Airport 1 hr. 20 min.
- To Kobe Airport 1 hr. 20 min.
- To Okayama Airport 1 hr. 20 min.
- To Tokushima Awaodori Airport ... 1 hr. 20 min.
- To Hiroshima Airport 1 hr. 30 min.
- To Takamatsu Airport 1 hr. 30 min.
- To Matsuyama Airport 1 hr. 40 min.
- To Iwakuni Kintaiyo Airport ... 1 hr. 45 min.
- To Yamaguchi Ube Airport 1 hr. 50 min.
- To Fukuoka Airport 1 hr. 40 min.

From Setouchi Area Airports to Major Stations

